

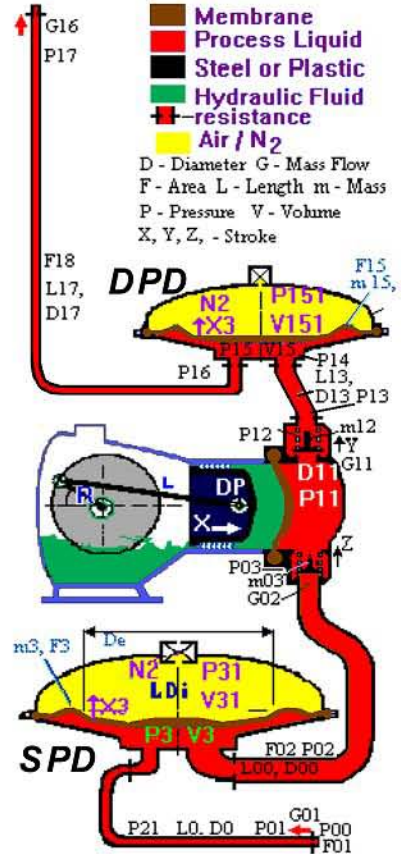
LDi-P29

LDi "PulseView" pipe system software models are designed and compiled to determine the response of valve members, membranes, & moving components to the excitations caused by variations in velocity of liquid mass. The plots are what you see from linear transducers connected to moving parts & pressure transducers through holes into valve inlet and outlet pockets.






Liquid Dynamics International

Example schematic.

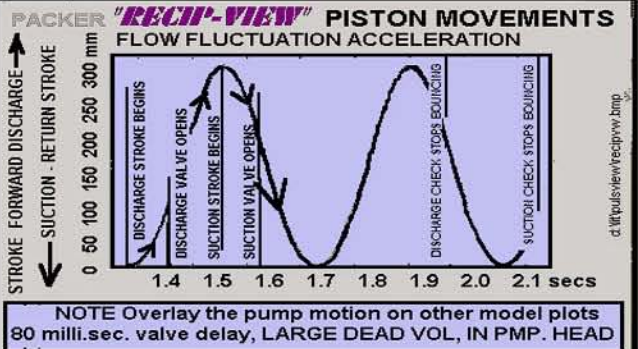


Advice For Least Pulse Ratio of X section areas: Where $D0 = 2$, then $D00 = 6$ & $D13 = 3$, $D17 = 1$

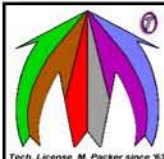
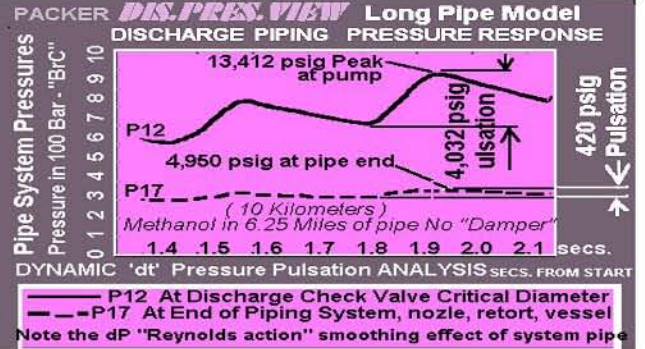


PulseView [®] example. Pressure Pulsation Modeling and Analysis, Pressure pulsation caused by component and liquid mass movements. This is not "acoustic" guesswork.

All plots are on the same time scale



Resultant Pressure behavior



Liquid Dynamics International Inc.
Analysis, Diagnostics, Prediction by Software

Phone USA --910-270-2737 Color Fax --910-270-0320 UK (for EC) --44-161-442-6222 Color Fax --44-161-443-1486 Box 506 Hampstead NC 28443 www.liquid-dynamics.com Box 47, Stockport, SK3-0LH, UK